


INSTRUCTIONS: GREYS/FLYING SQUIRREL SOFFIT TRAP

AUTOMATIC REPEATER, MULTI-CATCH TRAPS



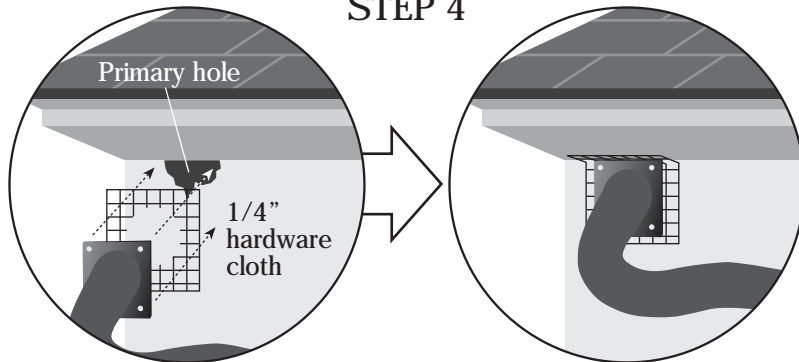
1. Trap works automatically! No setting or baiting needed.
2. Hang trap from soffit or roof line (where squirrels exit).
3. Place trap hose over primary hole and fasten to building.
4. Seal off air flow around flange end that is attached to the building. It's advisable to put 1/4" hardware cloth around opening as squirrels will nervously chew all AROUND a strange object. They should begin to chew the wire, then proceed out the flange into the holding chamber.
5. IMPORTANT! Greys Repeater Trap ONLY – Pull string on the removable chamber to expose opening. NOT a feature in the smaller Flying Squirrel Repeater model.

PLEASE TAKE NOTE!


Set up time for the Greys Soffit Trap should be just before dark, when they are in the building.

Set up time for the Flying Squirrel Trap should be during the daytime hours, when they are in the building.

STEP 4



ALSO AVAILABLE! FLYING SQUIRREL SOFFIT TRAP



DWL Brand, Mfg.
P.O. Box 174
Galway, NY 12074-0174
Phone: 518.882.9145
Fax: 518.882.5212
www.DWLBrand.com

Remember – Do Not Play with Animals
and Wear Gloves when Handling Trap!